

TWO HANDLE WALL MOUNT LAVATORY ROUGH-IN VALVE

Description

- 2 handle rough-in valve
- Combination 1/2" copper sweat/IPS connection
- Mounting plate included

Flow & Valving


- See Chart

Standards

- ASME A112.18.1
- CSA B125
- NSF 61-9
- Listed IAPMO/UPC

Warranty

Danze products are covered by a manufacturer's limited "lifetime" warranty for manufacturing defects.



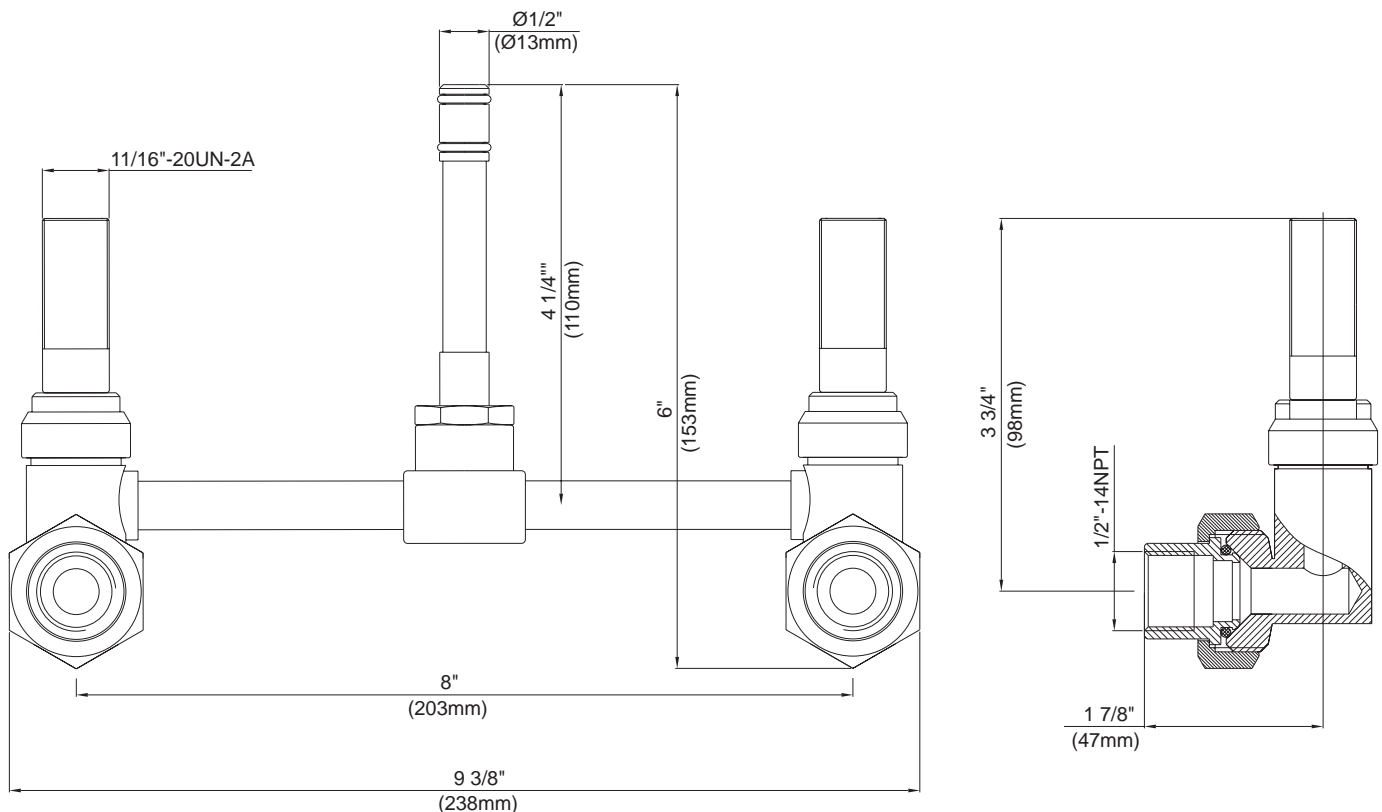
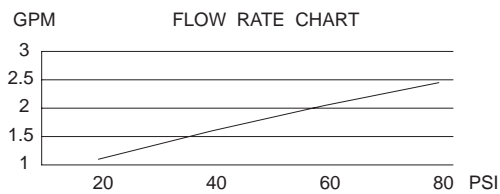
D106100BT

Special Packaging

- Trim kits for this valve are packaged separately

Available Models

- Fits Danze 2 handle wall mount faucet trims
- Model numbers for trim kit items include the suffix "T"



Specific Features: _____ Submitted Model No.: _____

SD106100BT/03-06.01