

# The wait is over.



- Retrofit/new construction
- No return line required
- Installs in less than one hour
- No electricity needed under the sink
- Built-in timer & linecord
- Uses less energy than a 25-watt light bulb
- Can save up to 16,000 gallons of water per year, per household

**Comfort Series Model CS-1**

**Kit Includes:**

1 pump & 1 valve - part # 595916

**Pump Technical Data:**

Flow Range: 0 TO 3.4 U.S. GPM

Head Range: 0 TO 3.5 U.S. Feet

Motor: Single Phase, 115V

Min. Fluid Temperature: 36°F (2°C)

Max. Fluid Temperature: 150°F (66°C)

Max. Working Pressure: 145 PSI

**Electrical Data: 1X115V**

P1 (W): 25

(A): 0.23

**Valve Technical Data:**


Patented technology

Integral check valve

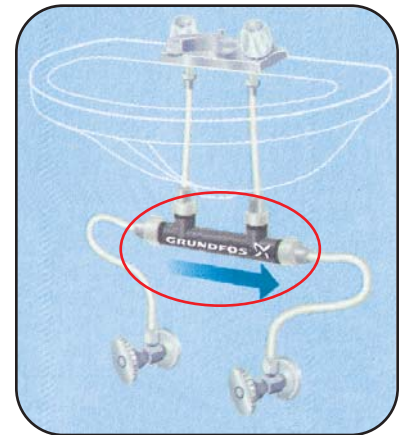
**Electrical Connection:** The pump is fitted with 10 foot cord and 115V plug.

**Timer:** 24hr, 3 position, 15 minute intervals.

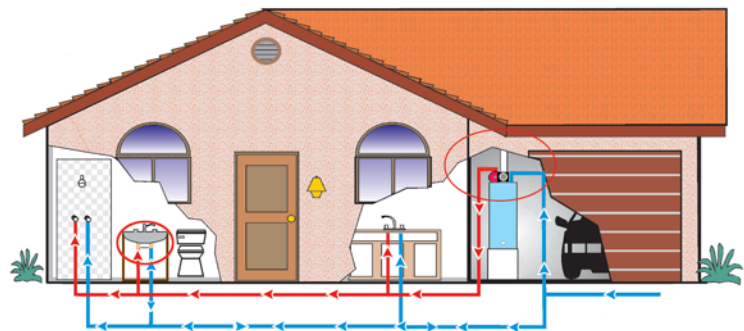
Comfort Pump installed at the hot water tank



Patented Comfort Valve installed at the furthest fixture from the hot water tank



ANSI/NSF61 and IAPMO listed



LUPSL024 | 10/04  
PRINTED IN USA