

WATTS

SpringFIT

Access Panel

New Technology makes installing SpringFIT easier than conventional access panels!

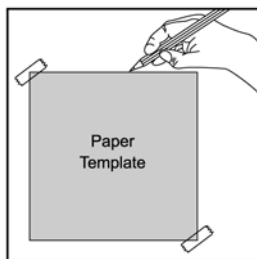


- Conceals plumbing, wires, cables, and spa pumps
- Two sizes fit any size or shape hole from 5" x 6" to 15"x 15"
- No exact measurements required
- Works on all ceilings and walls
- Can be painted or wallpapered


Available in Two Sizes
9" x 9" and 15" x 15"



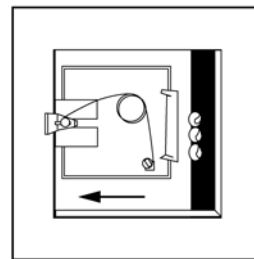
SpringFit Access Panels are made of sturdy Polystyrene.



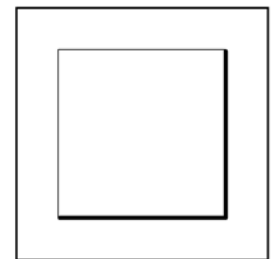
1. Mark



2. Cut out hole



3. Insert



4. Release

No cutting required for hole sizes: 5" x 6" – 9" x 9" use a 9" Panel
10" x 10" – 15" x 15" use a 15" Panel.

The panels will also fit into odd shaped holes.
Template is provided if cutting is necessary.

Model	Ordering Code	Overall Size	Panel Weight	Case Pack	Case Cube	Case Weight
APU-9	0701400	10"x10"	.55 lbs.	10 Panels	.89	6.52 lbs.
APU-15	0701401	16"x16"	1.68 lbs.	10 Panels	2.21	20.10 lbs.



USA: 815 Chestnut St., No. Andover, MA 01845-6098;
www.wattsreg.com